



District Report Card: 2017


State: Rajasthan	District: Barmer
Class: 8	Subject: Science
Schools: 51	Students: 1216


Participation/Coverage


Students

GENDER 	Boys		Girls	
	Number	%	Number	%
	609	50.08	607	49.92

AREA 	Rural		Urban	
	Number	%	Number	%
	1173	96.46	43	3.54

CATEGORY 	SC		ST		OBC		GEN	
	Number	%	Number	%	Number	%	Number	%
	216	17.76	44	3.62	841	69.16	115	9.46

CWSN 	LD	VI	HI	S&LD	ID	Oth
	1	0	1	4	3	4

Management 	Government		Government-aided	
	Number	%	Number	%
	1216	100.00	0	0.00

Average Performance of Students in Science (%)

Overall	Gender		Area		Management		Social Group			
	Male	Female	Rural	Urban	Govt.	Aided	SC	ST	OBC	GEN
67.47	68.18	66.75	67.59	64.19	67.47	0.00	67.78	54.70	68.28	65.80

Performance on Learning Outcomes (LOs)

Learning Outcomes	Description	Average Performance(%)
SCI703	Classifies materials and organisms based on properties/characteristics	65.66
SCI704	Conducts simple investigation to seek answers to queries	42.71
SCI705	Relates processes and phenomenon with causes	62.92
SCI708	Measures and calculates e.g., temperature; pulse rate; speed of moving objects; time period of a simple pendulum, etc.	83.47
SCI710	Plots and interprets graphs	63.56
SCI711	Constructs models using materials from surroundings and explains their working	63.89
SCI801	Differentiates materials, organism and processes	76.51
SCI804	Relates processes and phenomenon with causes	79.87
SCI805	Explains processes and phenomenon	61.17
SCI807	Measures angles of incidence and reflection, etc.	61.51
SCI811	Applies learning of scientific concepts in day-to-day life	70.86
SCI813	Makes efforts to protect environment	84.79

Range of Performance of Students who Answered Correctly							
Below 30%		30% - 50%		50% - 75%		Above 75%	
Number	%	Number	%	Number	%	Number	%
102	8.39	151	12.42	422	34.70	541	44.49

Lowest Performing Learning Outcomes (LOs)

- 1 - Conducts simple investigation to seek answers to queries (42.71)
- 2 - Explains processes and phenomenon (61.17)
- 3 - Measures angles of incidence and reflection, etc. (61.51)
- 4 - Relates processes and phenomenon with causes (62.92)
- 5 - Plots and interprets graphs (63.56)